

INSPECTION, LOCATING & DRAIN CLEANING

RIDGID

OVERVIEW



SEE IT.

FIND IT.

SOLVE IT.

REELS AND CAMERAS



MONITORS



LOCATING EQUIPMENT



DRAIN CLEANING EQUIPMENT



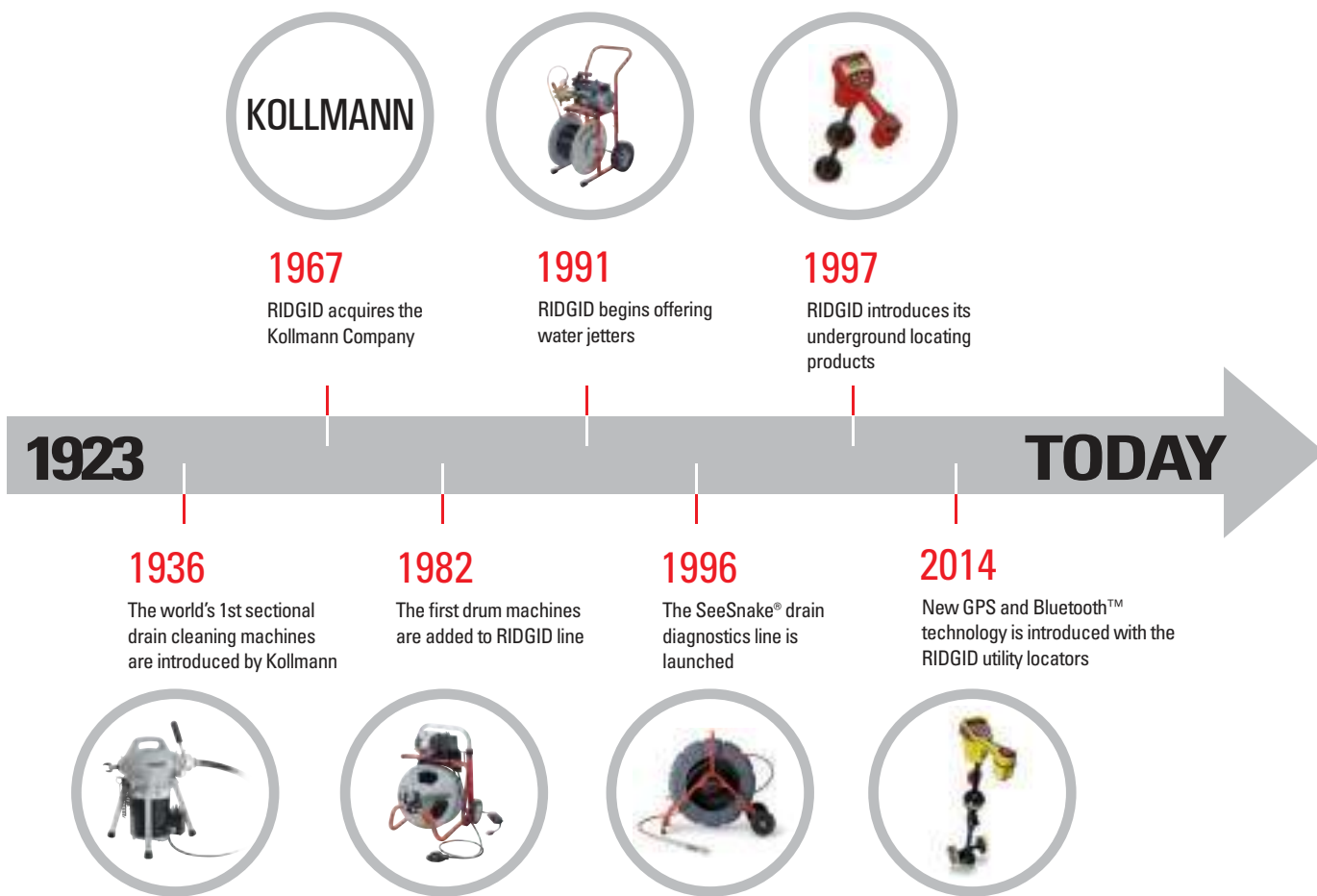
DELIVERING UNPARALLELED PERFORMANCE FOR DECADES

Since day one, the RIDGID family of drain cleaning products was designed to offer plumbing professionals all the tools they need to handle any job efficiently.

Today, it includes sectional and drum machines, rodder and sink machines, water jetters, pumps, toilet augers and hand spinners. Professionals utilize our SeeSnake® diagnostic and video inspection products to capture digital video and still images inside drain lines. HQ™ software tool is made to help you collect and present digital pipe inspection content, edit video and images, archive jobs, generate detailed job reports, and deliver them via print, DVD, or online.

NaviTrack® and SeekTech® brands are industry-leading underground locating equipment, trusted by tradesmen around the globe.

RIDGID video inspection, locating and drain maintenance technology is built on a legacy of innovation and quality, delivering equipment to professionals that gives them a competitive edge.



VIDEO INSPECTION EQUIPMENT

Investigate further, faster, better.





The extensive range of RIDGID SeeSnake™ and handheld inspection cameras, push cables, reels and video monitors offers durability and ease-of-use to identify problems quickly.

1. SELECT YOUR SEESNAKE® REELS AND CAMERAS

	STANDARD & SELF-LEVELING	MINI & SELF-LEVELING	Max RM200	COMPACT2	MICROREEL	MICRODRAIN	NANOREEL
							
	70592, 70597 & 13993, 14003	83607, 83617 & 48723, 48493	42353	48098	35138, 35148 & 35213, 35218	33133, 33138 & 37513, 37518	40013, 40003
Applications	Industrial	Industrial	Industrial	Industrial	Lateral Drain Lines	Toilets/Sinks/Lines	HVAC/Utilities
Line Capacity	2"-12" 50 - 300 mm	1½"-8" 40 - 200 mm	1½"-8" 40 - 200 mm	1½"-6" 40 - 150 mm	1½"-4" / 5" 40 - 100 / 125 mm*	1¼"-3" / 4" 32 - 75 / 100 mm*	¾"-2" 20 - 50 mm
Push Cable Length	200'/61 m or 325'/99 m	100'/30 m or 200'/61 m	200'/61 m	100'/30 m	100'/30 m	33'/10 m or 65'/20 m	85'/25 m
Sonde Transmitter	512 Hz	512 Hz	512 Hz	512 Hz	512 Hz	Optional 512 Hz	512 Hz
Distance Measurement	Built-In Counter	Built-In Counter	Built-In Counter	Built-In Counter	Optional	-	-
Weight Reel	42 lbs. / 19.5 kg or 53 lbs. / 24.5 kg	19 lbs. / 8.6 kg or 24.5 lbs. / 11.1 kg	34 lbs. / 15.4 kg	16.6 lbs. / 7.5 kg	10.3 lbs. / 4.7 kg	8.6 lbs. / 3.9 kg or 9.8 lbs. / 4.4 kg	9.5 lbs. / 4.1 kg
Camera Head Diameter	35 mm Fixed & Self-Leveling	30 mm Fixed & Self-Leveling	25 mm Self-Leveling	25 mm Self-Leveling	25 mm Fixed	22 mm Fixed	15.5 mm Fixed
Push Cable Diameter	11 mm	8 mm	7.5 mm	6.0 mm	6.6 mm	8.3 mm	6.3 mm
Operating Temperature	14° to 122°F (-10°C to 50°C)	14° to 122°F (-10°C to 50°C)	-40° to 130°F (-40°C to 55°C)	14° to 122°F (-10°C to 50°C)	-4° to 104° F (-20°C to 40°C)	-4° to 104° F (-20°C to 40°C)	-4° to 104° F (-20°C to 40°C)
Video Resolution (PAL)	768(H) x 576(V)	768(H) x 576(V)	768(H) x 576(V)	768(H) x 576(V)	768(H) x 576(V)	768(H) x 576(V)	768(H) x 576(V)

* Smaller capacity is valid when used with a micro CA-300, the larger capacity when used with a SeeSnake monitor.

2. CHOOSE YOUR SEESNAKE® MONITORS AND RECORDERS

	CS6PAK	CS6	CS65	CS10	micro CA-300	LT1000 (M) LAPTOP INTERFACE
						
	45168, 45173	45148, 45153	48128, 48138	39333, 39343	40613	35978, 35988 & 36658, 36668
Recording Capability	Digital Video/Images/ USB Transfer	Digital Video/Images/ USB Transfer	1 TB Internal Drive/ Dual-USB Transfer	Digital Video/Images / USB Transfer	Digital Video/Images/ SD-card/USB Transfer	Digital/DVD
Screen Size	5.7"	5.7"	6.5"	12.1"	3.5"	-
Screen Type	Color LCD	Color LCD	Color LCD	Color LCD	TFT	-
Battery	18V LI / AC Adapter	18V LI / AC Adapter	18V LI / AC Adapter	1 or 2 18V LI / AC Adapter	3.7V LI / AC Adapter	18V LI / AC Adapter
Lighting Controls	10 Level Digital	10 Level Digital	10 Level Digital	10 Level Digital	10 Level Digital	-
Screen Operating Range	14°F to 117°F (-10°C to 47°C)	14°F to 117°F (-10°C to 47°C)	14°F to 117°F (-10°C to 47°C)	14°F to 122°F (-10°C to 50°C)	32°F to 113°F (0°C to 45°C)	-
Recorder Operating Range	14°F to 158°F (-10°C to 70°C)	14°F to 117°F (-10°C to 47°C)	14°F to 117°F (-10°C to 47°C)	14°F to 122°F (-10°C to 50°C)	32°F to 113°F (0°C to 45°C)	-
Resolution	640 x 480	640 x 480	640 x 480	640 x 480	320 x 240	-

RIDGID® SEESNAKE® VIDEO INSPECTION SYSTEMS SELECTION

RIDGID SeeSnake video inspection systems offer unmatched reliability and performance in a ruggedized package.

Each system offers:


- 100% hardened stainless steel camera head spring assembly for optimum durability.
- Rugged, high-intensity lights for exceptional viewing and long life.
- Flexible transmitters make locating easy and are compatible with RIDGID locators.
- Can be used with any SeeSnake monitor or recorder.



ORDERING INFORMATION

INSPECTION CAMERAS - SYSTEMS SELECTION

CAT NO.	LINE CAPACITY	MODEL NO.	DESCRIPTION
41763	50 - 300 mm	Standard SL & CS10	SeeSnake Standard Self-Leveling 61m with CS10 Monitor
42733	50 - 300 mm	Standard & CS10	SeeSnake Standard 61m with CS10 Monitor
41748	40 - 200 mm	Mini SL & CS10	SeeSnake Mini Self-leveling 30m with CS10 Monitor
47158	40 - 200 mm	Mini SL & CS10	SeeSnake Mini Self-leveling 61m with CS10 Monitor
41758	40 - 200 mm	Mini & CS10	SeeSnake Mini 30m with CS10 Monitor
41753	40 - 200 mm	Mini & CS10	SeeSnake Mini 61m with CS10 Monitor
47163	40 - 200 mm	rM200 Max & CS6	rM200 Max with CS6 Monitor + 18 V 4.0 Advanced Lithium Battery + 230 V Advanced Lithium Charger
48118	40 - 150 mm	Compact2 & CS6Pak	Compact2 with CS6Pak Monitor + 18 V 4.0 Advanced Lithium Battery + 230 V Advanced Lithium Charger
40803	40 - 100 mm	microReel™ L100 & CA-300	microReel L100 with micro CA-300 & 3.7 V Lithium Battery
40813	40 - 100 mm	microReel™ L100C & CA-300	microReel L100C with Counter, micro CA-300 & 3.7 V Lithium Battery
40783	30 - 75 mm	microDrain™ D30 & CA-300	microDrain D30 30' (10 m) with CA-300 & 3.7 V Lithium Battery
40793	30 - 75 mm	microDrain™ D65S & CA-300	microDrain D65 with Sonde 65' (20 m) with CA-300 & 3.7 V Lithium Battery
40823	20 - 50 mm	nanoReel & CA-300	nanoReel with micro CA-300 & 3.7 V Lithium Battery



Compact2 & CS6Pak







rM200 & CS65

UTILITY LOCATING EQUIPMENT

RIDGID® SEEKTECH® LOCATING RECEIVERS

RIDGID locating receivers feature an easy-to-use visual mapping display that allows you to locate utility lines and sondes/beacons with confidence. Use with a SeeSnake® camera equipped with a sonde transmitter to locate the camera head during an inspection or use with a line transmitter to find buried utilities. These locators can also find flushable float sondes and remote transmitters attached to a push rod or drain cable.

	UTILITY LOCATING			PLUMBING LOCATING
	SEEKTECH® SR-60	SEEKTECH® SR-24 WITH BLUETOOTH® & GPS	SEEKTECH® SR-20	NAVITRACK SCOUT®
	 30123	 46393	 21943	 19243
Omni-Directional Mapping Display	Yes	Yes	Yes	Yes
User-Defined Frequencies	Yes up to 93 kHz	Yes up to 35 kHz	Yes up to 35 kHz	No
Number of Active Line Trace Frequencies	All up to 93 kHz	All up to 35 kHz	All up to 35 kHz	3
Sonde Frequencies	All up to 93 kHz	All up to 35 kHz	All up to 35 kHz	4
Passive Search	Omni-Seek (searches all passive bands at once)	Omni-Seek (searches all passive bands at once)	Omni-Seek (searches all passive bands at once)	50/60 Hz
Depth	Continuous	Continuous	Continuous	Push Button
Weight w/batteries	2.3 kg / 5.1 lbs.	1.5 kg / 3.3 lbs.	1.8 kg / 3.5 lbs.	1.3 kg / 3 lbs.
Screen Size	Large	Medium	Medium	Small
Graphic Display	Advanced	Advanced	Advanced	Basic

The large displays on SeekTech receivers give you the information you need when you need to locate with speed, accuracy and confidence.

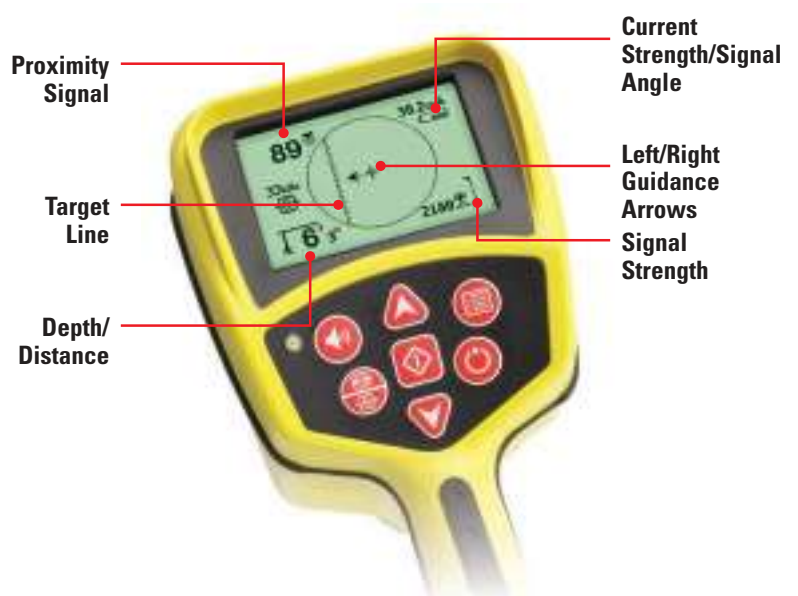
Performance

The mapping display confirms a good locate signal and identifies distortion in congested areas using:

- Target-Line – Guides the operator down the line and shows changes in direction.
- Left-Right Guidance Arrows – Points the operator to the target utility.
- Proximity Signal and Signal Strength – Helps the operator center the locator closer to the target for more confident locates.

Other Features

- Continual Depth – Increases productivity by showing depth changes in real-time.
- Omni-Seek® – Increases accuracy and efficiency when searching in passive mode. Continuously searches passive power and radio bands to locate and avoid unknown metallic lines.






UTILITY LOCATING EQUIPMENT

RIDGID® SEEKTECH® LINE TRANSMITTERS

Accurately trace buried utilities by applying a signal with a RIDGID Line Transmitter. All transmitters have multiple frequency options and are capable of applying a signal by direct connection and induction. Powerful 5W and 10W transmitters apply a strong signal making for easier locates.

- Choose the ST-330+ for its unsurpassed induction capabilities as well as its versatility in direct connect mode. Works also with Bluetooth enabled locators (SR-24) to automatically change frequency and power settings from the receiver.
- Choose the ST-510 for added power in direct connect mode.
- Choose the ST-305 for power and portability.

	LINE TRANSMITTERS		
	SEEKTECH ST-330+ WITH BLUETOOTH®	SEEKTECH ST-510	SEEKTECH ST-305
	 49343	 21953	 21948
Max Power Output	10W	10W	5W
Digital Display	Yes	Yes	No
Line Trace Frequencies	All up to 93 kHz	5*	4
Inductive Frequencies	8 kHz or 33 kHz	5*	3
Simultaneous Transmit 2 Line Frequencies	No	No	Yes
Weight w/batteries	11.1 lbs. / 5.0 kg	9 lbs. / 4.1 kg	2.5 lbs. / 1.2 kg
Antenna size	Very large	Medium	Small
Batteries	6 x D (optional) or 18 V Li Battery	8 x D	4 x C

* The ST-510 Transmitter can also be set to frequencies used by other manufacturers' equipment.

A Line transmitter is connected to a pipe/cable in order to induce a frequency.

Set the receiver to this frequency to trace this line. This is ACTIVE locating.

More power = locate longer distances.

More frequencies = to select the best frequency for the application.

The larger the internal antenna, the better suited for "Induction".

SEEKTECH® INDUCTIVE SIGNAL CLAMP

- Allows users to apply a signal to a cable or pipe when direct connection is not possible.
- Compatible with all RIDGID® transmitters.

Cat. no. 20973



Find sondes / beacons.

REMOTE TRANSMITTER

Attach a remote transmitter to a drain cable/ jet hose to find it's position in a drain line using a RIDGID® locator.

Cat. no. 16728



Direct connect to utility lines.

FLOATING TRANSMITTER

Flush a floating sonde down the toilet to find the exact position of the septic tank.

Cat. no. 19793



Find plastic pipe with integral line trace.



Induce a signal to locate utilities.

UTILITY LOCATING EQUIPMENT

RIDGID® SEEKTECH® SR-24 LOCATOR WITH BLUETOOTH® & GPS

The SR-24 is a precision utility locating instrument with integrated GPS and Bluetooth® technology for easy integration with external data capture devices.

The SR-24's omnidirectional antennas capture the complete signal field, making it easy to acquire the signal and trace its path.

The receiver maps the utility's position and direction on its display, for a locating experience that is immediately intuitive.

For added confidence, audio and visual warnings notify the operator if the shape of the signal field is being distorted so that appropriate action can be taken to avoid mismarking the utility's position.

Features

- Large display: Shows the utility's estimated position, direction, and depth.
- Omnidirectional antennas: Capture the complete signal field for greater speed and accuracy.
- Built-In GPS: Track location coordinates for mapping and GIS applications.
- Bluetooth® technology: Stream data to smartphones, tablets, or high-precision GPS instruments.
- Smartphone/Tablet RIDGIDtrax App: Map multiple tracks and waypoints and export to GIS software.
- GPS Average Accuracy: Less than 2.5 m (8.2 ft).



RIDGIDtrax



Download at www.RIDGID.com/SR24

RIDGID DRAIN CLEANING EQUIPMENT

The right equipment for any job, anywhere.

No matter what you need in a drain cleaning machine, there is a RIDGID product just right for you. From sink machines to drum, sectional, rodder and water jet machines, you can depend on RIDGID to have the right tool and accessories to meet your exact needs.



K-25 Hand Spinner
58890 / 58895



Kwik-Spin Hand Spinner with AUTOFEED®
41348



Power Spin with AUTOFEED®
41408

HAND SPINNERS

Application:	SINK / TUB LINES		
Line size:	¾ - 1½" (20 mm - 40 mm)	Up to 1½" (40 mm)	Up to 1½" (40 mm)
Drum Capacity:	25' of 5/16" (7.6 m of 8 mm) Cable	25' of ¼" (7.6 m x 6.3 mm) Cable	25' of ¼" (7.6 m x 6.3 mm) Cable
Head Type:	Bulb Head/Drop Head	Bulb Auger	Straight Auger
Weight:	8 lbs. / 3.6 kg	3.5 lbs. / 1.6 kg	5 lbs. / 2.2 kg

High Quality | Excellent Performance | Designed to Clear Blockages Quickly and Efficiently | Rugged and Durable Cable



K-3
59787

K-6
59797

CLOSET AUGERS

Vinyl guard for porcelain:	Yes	Yes
12.7 mm Compression-wound core cable:	Yes	Yes
Negotiates water-conserving toilets:	Yes	Yes
Available in bulb head or drop head:	No	Yes
Cable length	3' / 1 m	6' / 2 m



K-40
71742 (230 V) / 71717 (110 V)



K-45
36033, 36043 (230 V) / 37338, 37343 (110 V)

SINK MACHINES

Application:	SINK / TUB LINES	
Line size:	¾ to 2½" (20 mm - 75 mm)	¾ to 2½" (20 mm - 75 mm)
Standard cable length:	35' / 10.7 m	25' / 7.6 m
Drum capacity:	50' of 5/16" (15.2 m of 8 mm) Cable	50' of 5/16" (15.2 m of 8 mm) Cable
Speed:	270 RPM	0-600 RPM
Motor type:	½ HP / 175 W Induction Motor	Variable Speed Drill
Weight:	36 lbs. / 15 kg	13 lbs. / 6 kg
Other features	Two-way AUTOFEED® & Guide Hose	Two-way AUTOFEED®

SINK MACHINE CABLES

K-40 & K-45

¾" (10 MM) CABLE	5/16" (8 MM) CABLE
25' / 7.6 m w/Male Coupling	25' w/Bulb Auger
35' / 10.7 m w/Bulb Auger	25' w/Drop Head Auger
35' / 10.7 m w/Male Coupling	35' w/Bulb Auger
-	35' w/Drop Head Auger
-	50' w/Bulb Auger
-	50' w/Drop Head Auger

Small Line Cleaning | Lightweight and Convenient | Patented AUTOFEED® Technology

* For the complete list of drain cleaning tools, cables and accessories please consult RIDGID catalogue or visit www.RIDGID.com

DRUM MACHINES



K-400
27028, 27033, 28098, 28103



K-3800
61482, 61487



K-750
44147, 44152, 44157, 44162



K-7500
61522, 61542, 61512, 61517

DRUM MACHINES

Application:	SINK LINES, FLOOR, SECONDARY DRAINS		LATERALS & MAIN LINES	
Line size:	1½" - 4" (30 mm - 110 mm)	¾" - 4" (20 mm - 110 mm)	3" - 8" (75 mm - 200 mm)	3" - 10" (75 mm - 250 mm)
Speed:	170 RPM	240 RPM	200 RPM	200 RPM
Motor type horsepower:	Induction ½ HP / 380 W	Universal ½ HP / 175 W	Induction ½ HP / 550 W	Universal ¾ HP / 600 W
Weight:	60 lbs. / 20 kg	65 lbs. / 19 kg	206 lbs. / 47 kg	244 lbs. / 65 kg
Recommended cable:	Integral Wound	Inner Core	Inner Core	Inner Core

Power and Torque | Cable Saving Features | Superior Maneuverability

All machines available in 230 V.



K-400



K-7500

PORTABILITY AND MAXIMUM CONTROL

Drum machines are self-contained, fast and easy to operate. The entire cable is contained in one drum and can be transported in a single trip to the job site, which also helps keep it clean.

PROFESSIONAL MACHINES DESIGNED FOR YOU

Drum machines have foot-operated air switches for situations where having both hands free is essential. Less physical work due to powerful AUTOFEED® mechanism which advances and retrieves cable easily.

K-400 FEATURES

- **PATENTED CABLE CONTROL SYSTEM** limits the potential for cable flip-over in the drum and helps to indicate to the operator when blockages are encountered.
- **INTEGRATED TRANSPORT CART** for easy movement to and from the job site.
- **INTEGRATED TELESCOPING HANDLE** provides high-handle height during transport.

K-7500 FEATURES

- **CONVENIENT CART DESIGNS AND NARROW PROFILES** for superior maneuverability.
- **UNIVERSAL MOTOR** automatically slows cable and increases torque when encountering obstructions. Gives the user audible and visual signals when engaging an obstruction.
- **PATENTED TWO-POSITION STAIR CLIMBER** for easy loading/unloading.

CABLES FOR DRUM MACHINES

PRODUCTS:	K-400 & K-3800		K-750 & K-7500	
Cable diameter:	¾" (10 mm) Cable	½" (12 mm) Cable	¾" (16 mm) Cable	¾" (20 mm) Cable
Available lengths:	50' / 15 m - 75' / 23 m - 100' / 30 m	50' / 15 m - 75' / 23 m - 90' / 28 m	25' / 7.6 m - 50' / 15 m - 75' / 23 m - 100' / 30 m	25' / 7.6 m - 50' / 15 m - 75' / 23 m - 100' / 30 m
Cable type:	Inner Core, Integral Wound	Inner Core, Integral Wound	Inner Core, Hollow Core	Inner Core, Hollow Core

Inner Core Cables Compression-wound for strength, it also resists kinking and negotiates tough bends and traps. Good flexibility while delivering more cleaning power to cable end.

Integral Wound Core Cables Cable is wound tight on wire inner core, creating a solid assembly. Has greater kink resistance.

Hollow Core Cables Provide maximum flexibility for severe bends and traps.

* For the complete list of drain cleaning machines, cables and accessories please consult RIDGID catalogue or visit www.RIDGID.com

SECTIONAL MACHINES



K-50

11971, 11981, 11991, 12001 (230 V)



K-60SP

66467, 66472, 94497, 66477 (230 V)



K-1500SP

45317 (230 V) / 45307 (110 V)



K-1500G

44587, 48462

SECTIONAL MACHINES

Application:	SINK LINES		FLOOR / SECONDARY DRAINS		LATERALS & MAIN LINES		
	Line size:	¾" - 4" (20 mm - 110 mm)	1¼" - 6" (32 mm - 150 mm)	2" - 10" (50 mm - 250 mm)	2" - 10" (50 mm - 250 mm)	2" - 10" (50 mm - 250 mm)	2" - 10" (50 mm - 250 mm)
	Speed:	400 RPM	600 RPM	600 RPM	600 RPM	600 RPM	600 RPM
Motor:	½ HP / 300 W	½ HP / 700 W	1HP / 1500 W	1HP / 1500 W	6 HP / 4500 W	6 HP / 4500 W	6 HP / 4500 W
Weight:	37 lbs. / 17 kg	41 lbs. / 18 kg	141 lbs. / 63 kg	141 lbs. / 63 kg	190 lbs. / 80 kg	190 lbs. / 80 kg	190 lbs. / 80 kg
Cable size:	⅝" (8 mm), ¾" (10 mm), ⅞" (16 mm)	⅞" (16 mm), 1" (22 mm)	1" (22 mm), 1¼" (32 mm)	1" (22 mm), 1¼" (32 mm)	1" (22 mm), 1¼" (32 mm)	1" (22 mm), 1¼" (32 mm)	1" (22 mm), 1¼" (32 mm)

Power and Speed | Total Cable Control | Lightweight and Portable



K-50



K-60SP

POWER AND TOTAL CABLE CONTROL

Every RIDGID Sectional Machine has a unique, instant acting cable clutch that maximizes operator control.

- Push handle down, cable starts spinning.
- Release handle, cable stops instantly.

K-50 FEATURES

Compact, versatile, professional's machine. Capable of running three different size cables for different applications.

LIGHTWEIGHT AND PORTABLE

Sectional machines are compact and lightweight and are easily transported to the job site. Cables are carried in separate baskets minimizing weight.

K-60 FEATURES

SIMPLE ADJUSTMENT KNOB allows using different size cables. PROTECTIVE GUIDE HOSE ensures safer job operation.

CABLES FOR SECTIONAL MACHINES

PRODUCTS:	K-50			K-60SP		K-1500SP & K-1500G			
	C-7	C-8	C-9	C-10	C-11	C-12	C-14	C-15	
	Cable diameter:	⅝" (16 mm)	⅞" (16 mm)	1" (16 mm)	1" (22 mm)	1¼" (32 mm)	1¼" (32 mm)	1¼" (32 mm)	1¼" (32 mm)
Length:	7½' / 2.3 m	7½' / 2.3 m	10' / 3.1 m	15' / 4.6 m	15' / 4.6 m	15' / 4.6 m	15' / 4.6 m	15' / 4.6 m	
Line size application:	2" - 3" (50 - 75 mm) Floor Drains	1¼" - 3" (32 - 75 mm) Sink Lines	2" - 4" (50 - 110 mm) Floor Drains Stacks	2" - 4" (50 - 110 mm) Floor Drains Stacks & Laterals	3" - 8" (75 - 200 mm) Floor Drains	4" - 10" (110 - 250 mm) Laterals Main Lines	3" - 10" (75 - 250 mm) Laterals Main Lines	3" - 6" (75 - 150 mm) Laterals	
Characteristics:	All-around cable. Not for tree roots.	Flexible, ideal for sink lines.	Heavy-duty cable. Long indoor runs.	Excellent all-purpose cable, excellent flexibility.	All-around work up to 8" (200 mm) lines. Easily goes through 4" (110 mm) trap.	Extra heavy-duty for long runs. Not for 4" (110 mm) traps.	Heavy-duty.	Extra flexible and lightweight.	

* For the complete list of drain cleaning machines, cables and accessories please consult RIDGID catalogue or visit www.RIDGID.com

RIDGID DRAIN CLEANING EQUIPMENT SELECTION

RIDGID Drum Machines deliver high torque to clear obstructions, while RIDGID Sectional Machines clean using high-speed cutting action. Choose the cable and cutter you need from RIDGID wide offering of accessories to clean everything from grease to root blockages.

ORDERING INFORMATION

DRUM & SECTIONAL MACHINES SELECTION

CAT. NO.	LINE CAPACITY	MODEL NO.	DESCRIPTION
27033	1½" - 4" (30 - 110 mm)	K-400 w/C-45 IW	K-400 Machine with: - C-45 IW ½" (12 mm) x 75' (23 m) Solid Core (Integral Wound) Cable - T-260 Tool Set, RIDGID Drain Cleaning Gloves
28103		K-400 AF w/C-45 IW	Same as above + AUTOFEED
61487	¾" - 4" (20 - 110 mm)	K-3800 AF w/C-45	K-3800 AUTOFEED Machine with: - C-45, ½" (12 mm) x 75' (23 m) Cable - T-102 Funnel Auger, T-142 Knife Blade Cutter, T-107 Spade Cutter, A-12 Pin Key, RIDGID Leather Drain Cleaning Gloves
44157	3" - 8" (75 - 200 mm)	K-750 w/C-100	K-750 AUTOFEED Machine with: - C-100, 100' x ¾" (30 m x 20 mm) Cable - Standard ¾" (20 mm) Tool Set, RIDGID PVC Drain Cleaning Gloves
61517	3" - 10" (75 - 250 mm)	K-7500 w/C-100	K-7500 Machine with ¾" (20 mm) x 100' (30,5 m) Inner Core Cable, Standard Accessories
11981	¾" - 4" (20 - 110 mm)	K-50-6	K-50 Machine with A-17-A Adapter, A-30 Cable Kit, A-1 RIDGID drain cleaning mitt
11991		K-50-7	K-50 Machine with A-17-B Adapter, A-30 Cable Kit, A-1 RIDGID drain cleaning mitt
66472	1¼" - 6" (32 - 150 mm)	K-60SP-SE	K-60 Machine with RIDGID Drain Cleaning Mitt, A12 Pin Key, A-60-12 Rear Guide Hose, A-61 Tool Kit, A-62 Cable Kit
94497		K-60SP-SE-A25	K-60 Machine with RIDGID Drain Cleaning Mitt, A-61 Tool kit, A-62 Cable Kit, A-25 cable & tools kit
45317	2" - 10" (50 - 250 mm)	K-1500SP A SE	K-1500SP A Machine with A-1 RIDGID Drain Cleaning Mitt, A-12 Pin Key, A-34-12 Rear Guide Hose, SE Tool Kit

* All these above machines are 230 V. For the complete list of drain cleaning machines, cables and accessories please consult RIDGID catalogue or visit www.RIDGID.com



K-400



K-50



K-60SP-SE

WATER JETTERS

RIDGID Water Jetters fully clear grease obstructions in home and commercial applications. From 1160 to 3000 PSI and in both electric and gas models, RIDGID has the right jetter for you.

Professional Results. RIDGID Water Jetters propel a flexible hose through drain lines blasting through sludge, soap and grease blockages. As you pull the hose back, it scrubs the line, flushing debris away and restoring drains to their freeflowing capacity.



KJ-1590 II
Cat no. 35511



KJ-2200
Cat no. 63877, 63882



KJ-3100
Cat no. 37413

WATER JETTERS

Application:	SINK LINES, FLOOR, SECONDARY DRAINS		
		LATERALS	MAIN LINES
Line size:	1¼" - 6" (32 mm - 150 mm)	1¼" - 6" (32 mm - 150 mm)	2" - 10" (50 mm - 250 mm)
Maximum pressure:	1160 psi (80 bar)	2200 psi (150 bar)	3000 psi (205 bar)
Flow (per minute):	15 l	9 l	21 l
Powered by:	Electric	Gas Engine	Gas Engine
Power:	2.2 kW	4.8 kW	11.9 kW
Weight:	115 lbs. / 50 kg	145 lbs. / 66 kg	272 lbs. / 125 kg

Restore drains to their full free flowing capacity | Expand services - best solution for soft blockages | Electric and gas powered for residential or commercial use

* For the complete list of jetter nozzles, hoses and accessories please consult RIDGID catalogue or visit www.RIDGID.com



CONTACT
Tel: +32 (0)16 380 280
Fax: +32 (0)16 380 381
ridgid.info@emerson.com
www.RIDGID.com

Ridge Tool Europe
Interleuvenlaan 50
3001 Leuven, Belgium

DISTRIBUTOR

RIDGID® reserves the right to change design and specification of our products without notification or alteration of literature.

For the complete selection of the Ridge Tool product line, please refer to the RIDGID® Tool Catalog or www.RIDGID.com.

© 2014, 2014, RIDGID, Inc. The Emerson logo and RIDGID logo are registered trademarks of Emerson Electric Co. or RIDGID, Inc. in the U.S. and other countries. All other trademarks belong to their respective holders.

FY14 126AD_EN